

線上選課 Online Course Selection

一、選課網址 iNTUE Website

1. iNTUE 校務整合資訊系統網址：<https://nsa.ntue.edu.tw/> 點選「校園入口網登入」
NTUE Website：<https://www.ntue.edu.tw/> ; iNTUE Website：<https://nsa.ntue.edu.tw/> Please click”NTUE Protal Login”



2. 可按右上角按鈕切換為英文版本。

You can switch to the English version by clicking the button in the top right corner.





3. 「iNTUE 校務整合資訊系統」帳號規則：

(1)帳號：學號

(2)初始預設密碼：身分證字號末 5 碼@Ntue (外國學生新生為生日西元年月日末 5 碼@Ntue)

(3)首次登入需變更密碼，並妥慎保密及牢記。

For foreign students

Account: Student ID number

default password : The Last Five ARC no. + @Ntue (ex: ARC no. is A876543210, your password is 43210@Ntue)

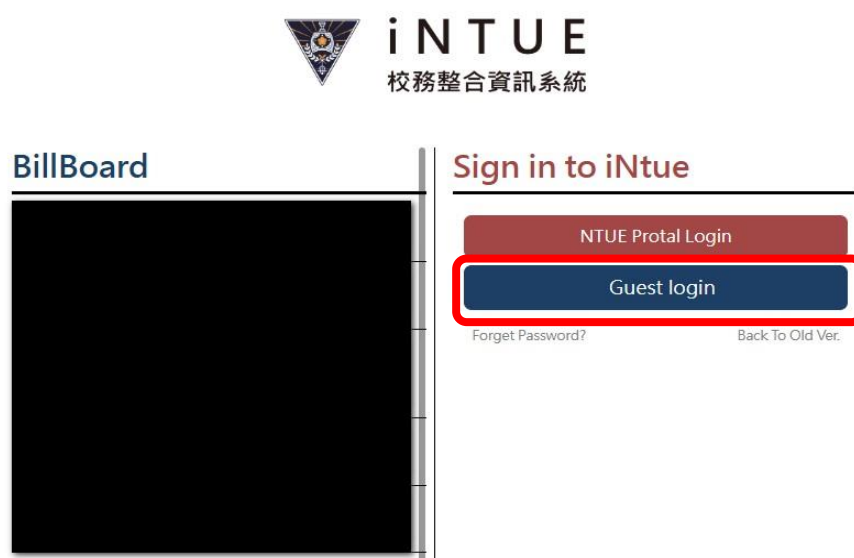
Students shall independently change the default password provided by the system, remember their password and keep it in a safe place.

二、選課前查閱當學期課表

Review the course schedule for the current semester before selecting courses

請進入 iNTUE 校務整合資訊系統後點選「訪客登入」→「數位服務」→「公開課表查詢」(使用完畢請按右上角登出)

Location of course schedule announcements:iNTUE →Guest Login→Digital Service→Open class list search



訪客帳號

Home Page

訪客專區

Digital Service

Student ID search

Inter-school class regi...

Open class list search

Off-campus facility re...

Facility information se...

Facility rental search

Online Application-Se...

Online Application-M...

Tutorials search

Alumni Card Applicati...

B09120 Open class list search

INTUE / Open class list information system / Open class list search

Academic year

Semester

113

Spring semester

Advanced search

Classroom class list search

Section list search

Instructor class list search

Academic program

Degree

College

Department

Class dept./college

Class

Credits/program

Course code

Instructor name

Subject name

Instruction entirely in foreign language

Location type

Classroom

Class time

From no.

session to No.

session

是否開放隨班附讀

Search

Clear search

三、選課操作注意事項

Important Notes for Course Selection Procedures

※因系統畫面會依據使用者螢幕大小增減其呈現資訊，故請同學務必自行點開[+]按鈕查閱課程完整資訊。

The system screen will increase or decrease the display of information according to the size of the user's screen. Therefore, students must click the [+] button to view the complete course information.

Elective course inventory

10

entries per page

+ Registered courses

Showing 1 to 1 of 1 entries

	Selection limit	Class no.	Subject name	Subject English name	Course type	Degree
<input type="checkbox"/> <input checked="" type="checkbox"/>		0308	系統思考與問題分析	System Thinking and Problem Analysis	General Courses	Undergraduate program
<input type="checkbox"/> <input checked="" type="checkbox"/>		0308	系統思考與問題分析	System Thinking and Problem Analysis	General Courses	Undergraduate program

Instruction entirely in foreign language

None

Priority course

Min no. of people

15

Max no. of people

50

Number of persons elected

50

No. of people registered

24

Remarks

滿15人開課。

(一)第一階段登記選課 Student registration & course selection (Phase 1)

登入 iNTUE 校務整合資訊系統點選「線上選課」→「學生登記選課(第一階段)」

iNTUE→Online course selection→ Student registration & course selection (Phase 1)

The screenshot shows the iNTUE system interface. On the left is a dark blue sidebar menu with various options. The 'Student registration ...' option is highlighted with a red rectangular box. The main content area on the right has a light blue header with '0 inbox' and '0 return box' buttons. Below this is an 'information bulletin' section with a message dated 2022-04-15. Further down is a 'Course selection information' section which currently displays '暫無公告訊息' (No announcement information).

1. 確認已選課程清單 Check the Inventory of registered course

進入選課頁面後，系統會呈現您的基本資料及所屬班級之課程。最上排為已登記選課清冊，為開課單位事先帶入之必修課程，請同學務必再行確認是否正確，如有缺漏請於選課期間自行加選，入學時已辦理抵免之課程，務必自行上網辦理退選，選修課則請自行選修。

After entering the course selection page, the system will display your basic information and the courses in your class. The top row is the list of courses already registered, which are required courses set in advance by the course offering units. Students are reminded to confirm whether their course list is correct and add any courses that have been omitted during the course selection period. For courses that have been transferred and waived at the time of admission, students must go online to drop them. Students should also select their own elective courses.

The screenshot shows the 'Inventory of registered courses' section. It includes input fields for 'Subject max' (0) and 'Class selection max total credits' (15). Below these is a 'Show 10 entries' dropdown and a 'Delete' button. The table below has columns for 'Class no.', 'Subject name', and 'Subject English name'. Two courses are listed:

	Class no.	Subject name	Subject English name
<input type="checkbox"/>	0319	親職教育	Parenting Education
<input type="checkbox"/>	1238	幼兒園教保實習	Practicum at Preschools

2.刪除課程 Delete Course

Inventory of registered courses

Subject max

Subject i

0

Class selection max total credits

Class sel

15

Show 10 ▾ entries

Delete

2

☐

☐

Class no. ▴ ▾ Subject name ▴ ▾ Subject English name ▴ ▾

☐

☐

0319

親職教育

Parenting Education

1238

幼兒園教保實習

Practicum at Preschools

!

Do you really want to delete the data?

3

OK

Cancel

✓

Action succeeded !

Course withdrawal successful!

OK

3. 登記加選課程 Registered courses

如要加選課程，請勾選要加選的課程，如加選課程為必修課，請按必修課程清冊區塊〔+登記加選〕鈕加選；如加選課程為選修課，請按選修課程清冊區塊之〔+登記加選〕鈕加選，兩區塊之登記加選鈕不可混用，故必修課和選修課請分別登記加選。

If you want to add courses, please check the courses you want to add. If the added courses are required courses, please click the [+Registered courses] button in the list of required courses to add them; if the added courses are elective courses, please click The [+Registered courses] button in the list of elective courses can be selected. The registration and selection buttons in the two sections cannot be mixed.

Therefore, please register and select the required courses and elective courses separately.

Required course inventory

Show 10 entries

+ Registered courses 2

		Selection limit	Class no.	Subject name	Subject English name
1	<input type="checkbox"/>	<input type="checkbox"/>	0229	基礎程式設計	Basic Computer Programming
	<input type="checkbox"/>	<input type="checkbox"/>	0230	基礎程式設計	Basic Computer Programming

Elective course inventory

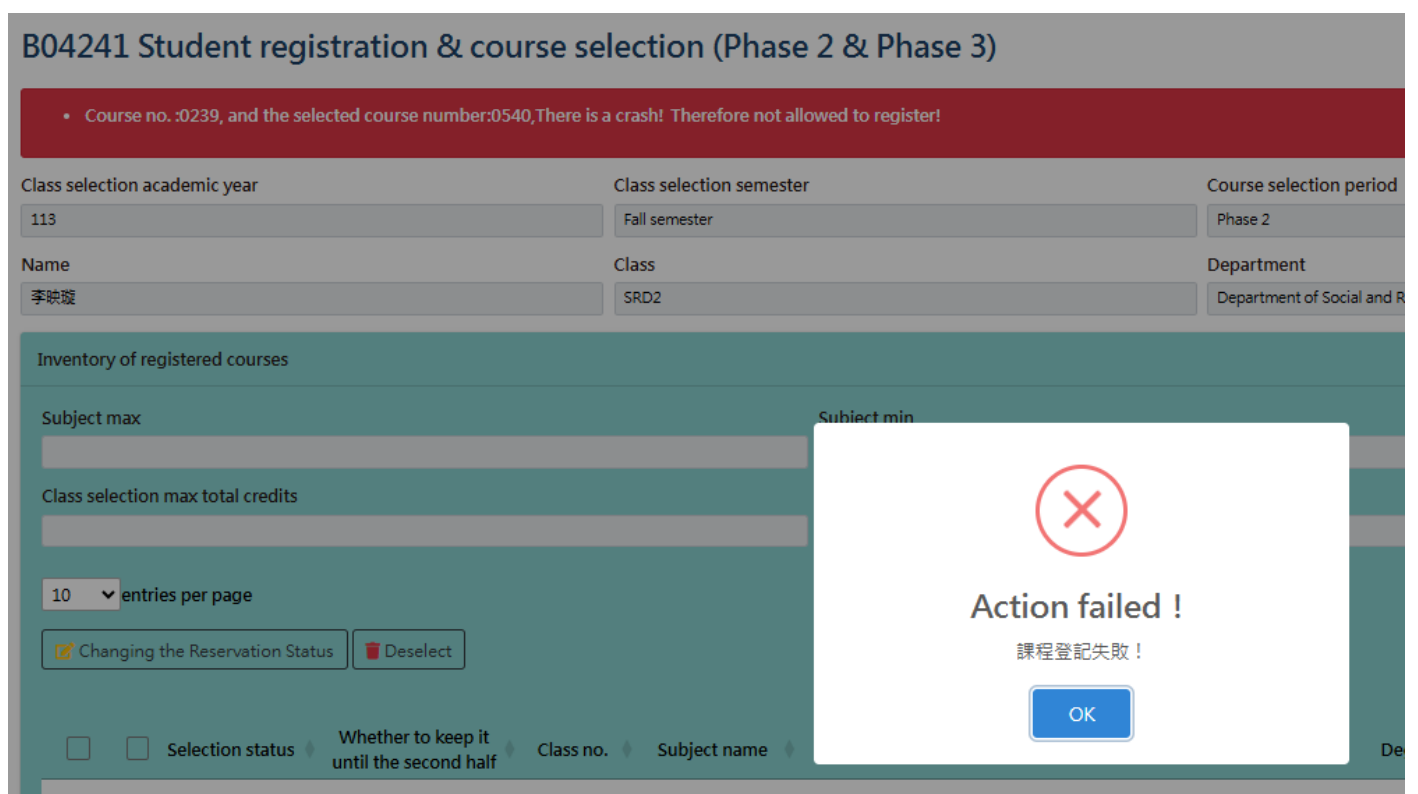
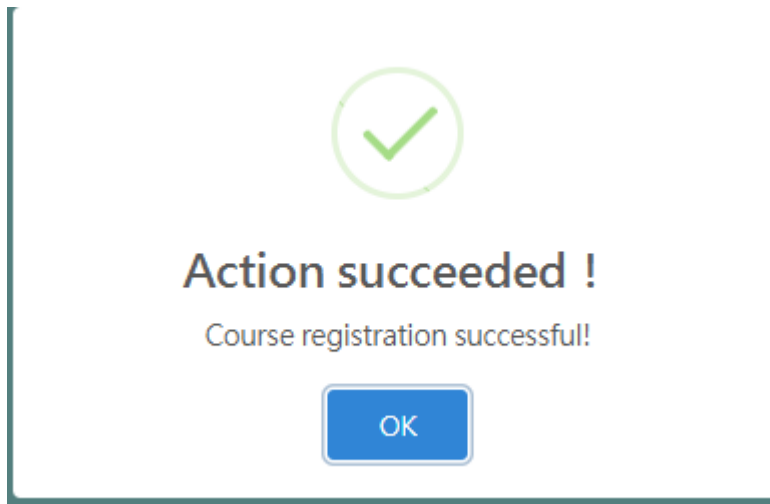
Show 10 entries

+ Registered courses 2

			Selection limit	Class no.	Subject name	Subject English name
1	<input type="checkbox"/>	<input type="checkbox"/>		0570	會展專業英文	Meetings, Incentive Travel, Conferences, Events (MICE) English
	<input type="checkbox"/>	<input type="checkbox"/>		0571	科技專業英文	English for Science and Technology

- 4.若登記加選成功，將出現在〔已登記選課清冊〕，請務必再次確認已登記選課清冊是否加選成功，並建議可自行截取選課成功及已選課程清單畫面，並於該階段選課結束前再次確認選課狀況。如有不符選課規定或不符課程限修、先修條件等，將出現登記失敗視窗，並於頁面上說明失敗原因。

If a course has been successfully added, it will appear in the [Inventory of registered courses]. Please reconfirm that the course has been successfully registered. It is recommended to take a screenshot of the successful registration and the updated course list, and to reconfirm your selection before the end of the course selection phase. If the selection does not meet the course selection regulations or course prerequisites/restrictions, a failure window will appear with the reason explained.

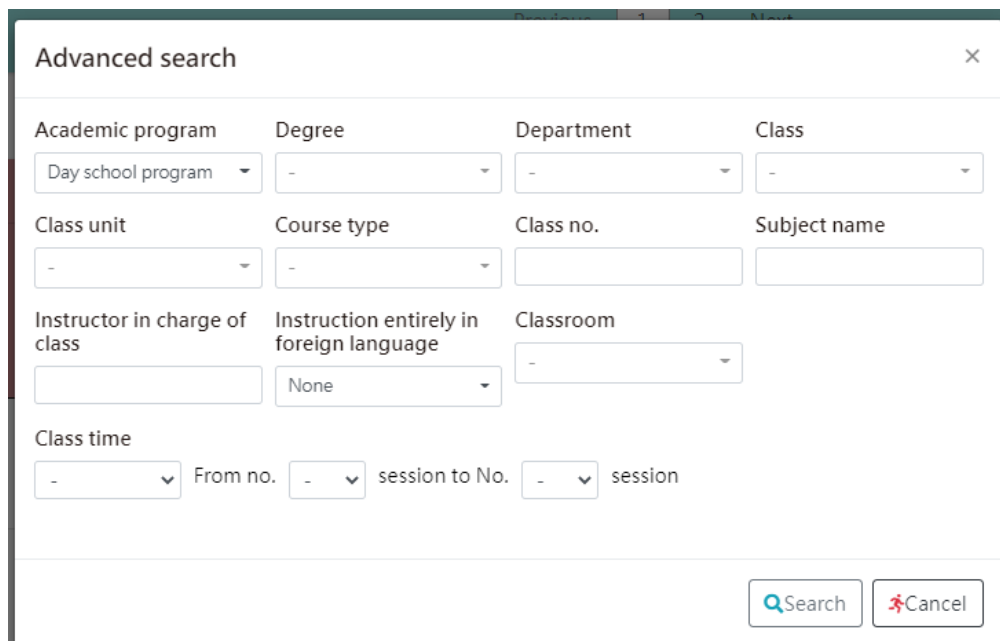


5.進階搜尋 Advanced Search

如要查詢和選修其他課程，可按〔進階查詢〕鈕到查詢畫面。



To search for and select other courses, click the [Advanced Search] button to enter the search page.

 Advanced search



Advanced search

Academic program	Degree	Department	Class
Day school program	-	-	-
Class unit	Course type	Class no.	Subject name
-	-		
Instructor in charge of class	Instruction entirely in foreign language	Classroom	
	None	-	
Class time	From no.	session to No.	session
-	-	-	

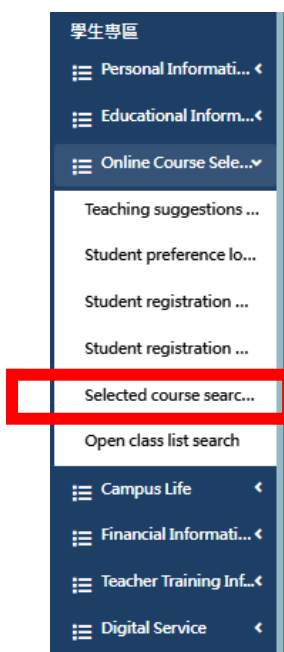
 Search  Cancel

- 6.第一階段選課為「登記選課」，選課時間內皆可上網登記，選課時間結束後系統將依選課人數上限篩選出「已選中」與「未選中」學生。

Phase 1 of course selection is the "Registration Phase." During this period, students may go online to register for courses. After the registration period ends, the system will assign students as either "Assigned" or "Not Assigned" based on the course enrollment limits.

- 7.第一階段選課結果公布：於 iNTUE 校務整合資訊系統/線上選課/選課查詢(學生)/第一階段公告，請同學務必上網查看選課結果，以進行第二階段選課。

Phase 1 course selection result announcement: Students are reminded to go online to check their course selection results and proceed with Phase 2 course selection.(iNTUE / Online course selection / Selected course search (student) / Phase 1)



B04250 Selected course search (student)

Course selection results **Phase 1** Phase 2 Phase 3 Course selection history search

Academic year: 113 Semester: Fall semester

Portrait-orientation class list Landscape-orientation class list

Department: Department of Social and Regional Development Class: SRD2 Student ID: 111203002 Name: 李映璇

Subject max: 0 Subject min: 0 credits: 15

Preferred course

10 entries per page

Showing 1 to 10 of 12 entries

<input type="checkbox"/>	Class no.	Closed or not	Award results	Reason why did not get in	Subject name	Required/Elective	Course type	Degree
<input checked="" type="checkbox"/>	0310	No	Not Assigned	Course Full	Investments	Elective	General Courses	Undergraduate program
<input checked="" type="checkbox"/>	0368	No	Assigned		Introduction of Computer Aided 3D drawing	Elective	General Courses	Undergraduate program
<input checked="" type="checkbox"/>	0397	No	Not Assigned	Course Full	Appreciation of Japanese Children's Songs	Elective	General Courses	Undergraduate program

(二)第二、三階段登記選課 Student registration & course selection (Phase 2 & Phase 3)

登入 iNTUE 校務整合資訊系統點選「線上選課」→「學生登記選課(第二、三階段)」

iNTUE→Online course selection→ Student registration & course selection (Phase 2 & Phase 3)

0 inbox enter

0 return box enter

information bulletin

- 2022-04-15 大家好，本網站是系統測試站 正式網站的網址是： <https://nsa.ntue.edu.tw> 請大家...

查看更多公告資訊

Course selection information

暫無公告訊息

Home Page

學生專區

Personal Information

Educational Information

Online Course Selection

Student preference list

Student registration ...

Student registration ...

Selected course search...

Campus Life

Financial Information

Teacher Training Information

Digital Service

1. 確認已選課程清單 Check the Inventory of registered courses

Inventory of registered courses

Subject max

Subject

0

Class selection max total credits

Class s

15

Show

10

 entries

Delete

Class no.

Subject name

Subject English name

<div></div>	<div>+</div>	0319	親職教育	Parenting Education
<div></div>	<div>+</div>	1238	幼兒園教保實習	Practicum at Preschools

2. 刪除課程 Delete Course

Inventory of registered courses

Subject max

Subject

0

Class selection max total credits

Class s

15

Show

10

 entries

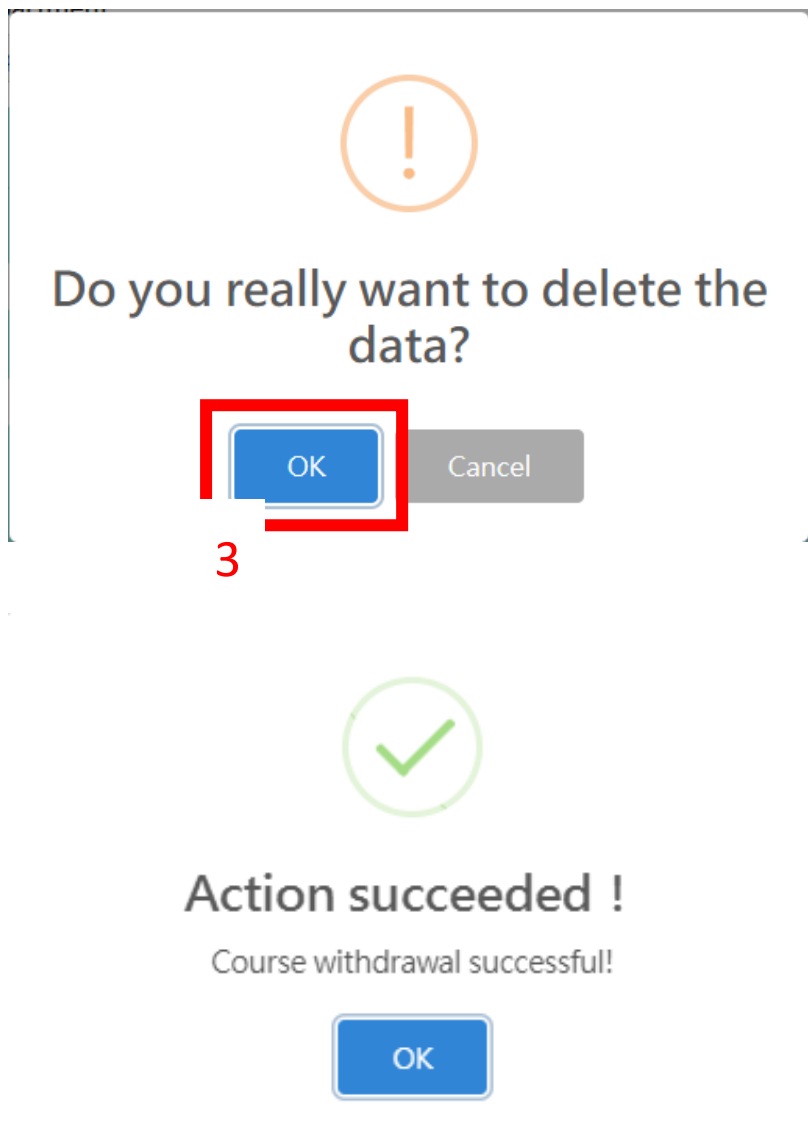
Delete

Class no.

Subject name

Subject English name

<div></div>	<div>+</div>	0319	親職教育	Parenting Education
<div></div>	<div>+</div>	1238	幼兒園教保實習	Practicum at Preschools



3. 登記加選課程 Registered courses

如要加選課程，請勾選要加選的課程，如加選課程為必修課，請按必修課程清冊區塊〔+登記加選〕鈕加選；如加選課程為選修課，請按選修課程清冊區塊之〔+登記加選〕鈕加選，兩區塊之登記加選鈕不可混用，故必修課和選修課請分別登記加選。

If you want to add courses, please check the courses you want to add. If the added courses are required courses, please click the [+Registered courses] button in the list of required courses to add them; if the added courses are elective courses, please click The [+Registered courses] button in the list of elective courses can be selected. The registration and selection buttons in the two sections cannot be mixed. Therefore, please register and select the required courses and elective courses separately.

Required course inventory

Show 10 ▼ entries

2 + Registered courses

<input type="checkbox"/>	<input type="checkbox"/>	Selection limit ▼	Class no. ▼	Subject name ▼	Subject English name ▼
1 <input type="checkbox"/>	<input checked="" type="radio"/>		0229	基礎程式設計	Basic Computer Programming
<input type="checkbox"/>	<input checked="" type="radio"/>		0230	基礎程式設計	Basic Computer Programming

Elective course inventory

Show 10 ▼ entries

2 + Registered courses

<input type="checkbox"/>	<input type="checkbox"/>	Selection limit ▼	Class no. ▼	Subject name ▼	Subject English name ▼
1 <input type="checkbox"/>	<input checked="" type="radio"/>		0570	會展專業英文	Meetings, Incentive Travel, Conferences, Events (MICE) English
<input type="checkbox"/>	<input checked="" type="radio"/>		0571	科技專業英文	English for Science and Technology

4.若登記加選成功，將出現在〔已登記選課清冊〕，請務必再次確認已登記選課清冊是否加選成功，並建議可自行截取選課成功及已選課程清單畫面，並於該階段選課結束前再次確認選課狀況。如有不符選課規定或不符課程限修、先修條件等，將出現登記失敗視窗，並於頁面上說明失敗原因。

If a course has been successfully added, it will appear in the [Inventory of registered courses]. Please reconfirm that the course has been successfully registered. It is recommended to take a screenshot of the successful registration and the updated course list, and to reconfirm your selection before the end of the course selection phase. If the selection does not meet the course selection regulations or course prerequisites/restrictions, a failure window will appear with the reason explained.



Action succeeded !

Course registration successful!

OK

B04241 Student registration & course selection (Phase 2 & Phase 3)

- Course no. :0239, and the selected course number:0540,There is a crash! Therefore not allowed to register!

Class selection academic year

113

Class selection semester

Fall semester

Course selection period

Phase 2

Name

李映璇

Class

SRD2

Department

Department of Social and R


Inventory of registered courses

Subject max

Subject min

Class selection max total credits

10 entries per page

 Changing the Reservation Status

 Deselect



Selection status

Whether to keep it
until the second half

Class no.

Subject name

De



Action failed !

課程登記失敗！

OK

5.選課時程表所列各身分選課期間內可上網登記欲選課程，於該次選課結束後將依選課人數上限及該課程剩餘名額篩選出「已選中」與「未選中」學生。

During the course selection periods listed in the schedule, students may go online to register for their desired courses. At the end of each selection phase, students will be either “Assigned” or “Not Assigned” based on the course's enrollment limit and remaining availability.

Inventory of registered classes

Subject max Subject min

Class selection max total credits Class selection

Show entries

Changing the Reservation Status Deselect

<input type="checkbox"/>	<input type="checkbox"/>	Selection status	Whether to keep it until the second half	Class no.	Subject name
<input type="checkbox"/>		Assigned	No	0569	英美語言與文化
<input type="checkbox"/>		Not Assigne	Yes	1113	太極拳(一)

6.更改保留登記狀態 Changing the Resevation Status

- (1) 第二、三階段登記加選課程，皆預設該課程未選中會保留至同一階段選課期間下一次抽籤，如果僅想參與該次抽籤，未選中就不保留至下次抽籤者，請務必自行調整保留狀態為「否」。第二階段選課登記選課未抽中，第三階段如仍欲參與該課程抽籤者，請於第三階段選課期間再次登記參與抽籤。未抽中課程且未調整保留狀態為「否」者，如不想參加該階段下一次抽籤，請務必自行進系統刪除該課程，避免於後續抽籤被抽中。

In both Phase 2 and Phase 3 of course selection, any unassigned courses will, by default, be retained for the next lottery within the same phase. If you only wish to participate in the current lottery and do not want the course to be retained for the next round, please make sure to change the reservation status to "No." If you were not assigned a course in Phase 2 and still wish to participate in the lottery for that course in Phase 3, you must re-register for it during the Phase 3 registration period. If you are not assigned a course and have not changed the reservation status to "No," but do not wish to participate in the next lottery within the same phase, you must manually delete the course from the system to avoid being assigned in later rounds.

- (2) 第二階段選課登記選課未抽中，第三階段如仍欲參與該課程抽籤者，請於第三階段選課期間再次登記參與抽籤。

Students who are not assigned a course in Phase 2 and wish to enter the lottery for that course in Phase 3 must re-register for it during Phase 3.

Inventory of registered courses

Subject max

Subject min

0

Class selection max total credits

Class selection

15

Show 100 entries

Changing the Reservation Status

Deselect

☐

☐

Selection status

Whether to keep it until the second half

Class no.

Subject name

<input type="checkbox"/>	<input type="checkbox"/>	Assigned	No	0569	英美語言與文化
<input type="checkbox"/>	<input type="checkbox"/>	Not Assigned	Yes	1113	太極拳(一)

Inventory of registered COURSES

Subject max

Subject min

0

Class selection max total credits

Class selection

15

Show 100 entries

Changing the Reservation Status

Deselect

☐

☐

Selection status

Whether to keep it until the second half

Class no.

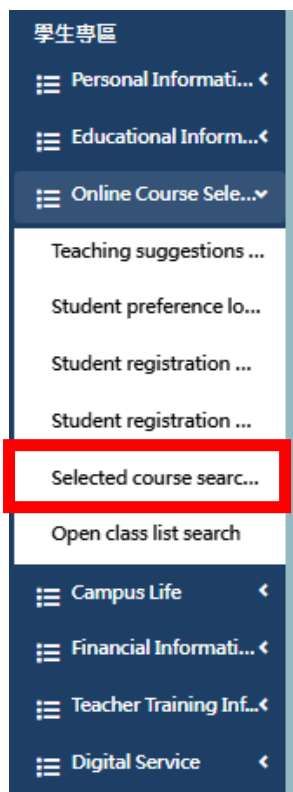
Subject name

Su

<input type="checkbox"/>	<input type="checkbox"/>	Assigned	No	0569	英美語言與文化	E
<input type="checkbox"/>	<input type="checkbox"/>	Not Assigned	No	1113	太極拳(一)	

7.第二、三階段選課結果公布：於 iNTUE 校務整合資訊系統/線上選課/選課查詢(學生)/第二階段、第三階段公告，請同學務必上網查看選課結果。

Phase 2 and Phase3 course selection result announcement: Students are reminded to go online to check their course selection results .(iNTUE / Online course selection / Selected course search (student) / Phase 2, Phase3)



B04250 Selected course search (student)

Course selection results Phase 2 Phase 3 Course selection history search

Academic year: 113 Semester: Fall semester

Department: Department of Social and Regional Development Class: SRD2

Subject max: 0 Subject min: 0

Student ID: [REDACTED] Name: [REDACTED]

Class selection max total credits: 0 Class selection min total credits: 15

10 entries per page

Showing 1 to 10 of 13 entries

Class no.	Closed or not	Course selection results	Reason why did not get in	Subject name	Required/Elective	Course type	Degree
0310	No	Not Assigned	Course Full	Investments	Elective	General Courses	Undergraduate program
0326	No	Not processed		Narrative Skills and Communication	Elective	General Courses	Undergraduate program

B04250 Selected course search (student)

Course selection results Phase 1 Phase 2 **Phase 3** Course selection history search

Academic year: 113 Semester: Fall semester Portrait-orientation class list Landscape-orientation class list

Department: Department of Social and Regional Development Class: SRD2 Student ID: [REDACTED] Name: [REDACTED]

Subject max: 0 Subject min: 0 Class selection max total credits: 0 Class selection min total credits: 15

10 entries per page

Showing 1 to 10 of 10 entries

<input type="checkbox"/>	Class no.	Closed or not	Course selection results	Reason why did not get in	Subject name	Required/Elective	Course type	Degree
<input checked="" type="checkbox"/>	0310	No	Not Assigned	Course Full	Investments	Elective	General Courses	Undergraduate program
<input checked="" type="checkbox"/>	0368	No	Assigned		Introduction of Computer Aided 3D drawing	Elective	General Courses	Undergraduate program

四、選課查詢 Selected course search (student)

iNTUE / Online course selection / Selected course search (student)

Home Page

學生專區

Personal Informati... <

Educational Inform... <

Online Course Sele... ▾

Student preference lo...

Student registration ...

Student registration ...

Selected course searc...

Campus Life <

Financial Informati... <

Teacher Training Inf... <

Digital Service <

0 inbox enter

0 return box enter

information bulletin

• 2022-04-15 大家好，本網站是系統測試站 正式網站的網址是： <https://nsa.ntue.edu.tw> 請大家...
[查看更多公告資訊](#)

Course selection information

暫無公告訊息

1.檢視各階段選課結果 Check each phase of course selection result

iNTUE 校務整合資訊系統/線上選課/選課查詢(學生)/選課結果頁籤為最終選課結果，如欲查詢各階段選課結果，請查閱該階段頁籤。

iNTUE / Online course selection / Selected course search (student) / course selection results tab shows the final course selection results. If you want to check the course selection results for each phase, please refer to the tab for that phase.

Course selection results

Phase 1

Phase 2

Phase 3


Course selection history search

Academic year

Semester

111

Fall semester

 Search personal class list

Course selection results

Phase 1

Phase 2

Phase 3


Course selection history search

Academic year

Semester

111

Fall semester

 Search personal class list

2.檢視選課歷程 course selection history search

Course selection results

Phase 1

Phase 2

Phase 3


Course selection history search

Academic year

Semester

111

Fall semester

 Search personal class list